



# M350

CABIN CLASS | PRESSURIZED | TURBOCHARGED | SINGLE-ENGINE PISTON



**Piper**<sup>®</sup>  
FREEDOM OF FLIGHT



## AVIONICS

# GARMIN G1000 NXi IS THE NEXT GENERATION OF GLASS COCKPITS

The G1000 NXi system takes the legacy G1000 glass flight deck platform to a higher level of performance and capability. It combines additional processing power with brighter, smoother high resolution displays and enhanced operational features, including SurfaceWatch runway identification and alerting technology, Connex (Flight Stream 510) wireless cockpit connectivity, HSI mapping on your primary flight display, animated NEXRAD datalink weather and autopilot coupled visual approaches down to pilot-selectable minimums.



M350 G1000 NXi SHOWN

## CONNECTED AIRCRAFT

G1000 NXi's ability to simplify and streamline your piloting workload starts even before you climb into the cockpit. With the addition of an optional Flight Stream 510 wireless gateway, your G1000 NXi system becomes capable of streaming information in real time between your avionics and compatible mobile devices running the Garmin Pilot™ or ForeFlight Mobile apps.

This means you can do advance flight planning on your iPad®, tablet or other smart device — in the comfort of your home or office — and then wirelessly load the data into your avionics once you get to the airport. You can

also update databases by simply downloading to your mobile device — then transfer the data to your aircraft when you get to the airport.

The all-digital GMA 350C Bluetooth audiopanel provides more functionality in the cockpit, giving pilots the option to wirelessly connect a smartphone or tablet to the audio panel to easily make phone calls or to stream audio entertainment. Additionally, the GMA 350C can be paired with the Garmin Pilot app to transmit terrain, obstacle or traffic alerts while in flight. Pilot-controlled audio distribution ensures the appropriate communications are dispersed to passengers and crew accordingly.

## Flight Stream 510 (Optional)

Assemble all flight information on your mobile device in advance, then wirelessly sync with the cockpit once you get to the airport.

## SurfaceWatch (Optional)

With G1000 NXi, Garmin has expanded its suite of Terminal Safety Solutions with the addition of SurfaceWatch. This feature is designed to further support safe on-airport operations by helping pilots navigate unfamiliar airports and avoid runway incursions. SurfaceWatch can provide runway distance-remaining annunciations, beginning at 5,000' down through 500' remaining.







\*Shown with Aspen EFD1000 Standby Flight. Garmin G1-275 now standard.

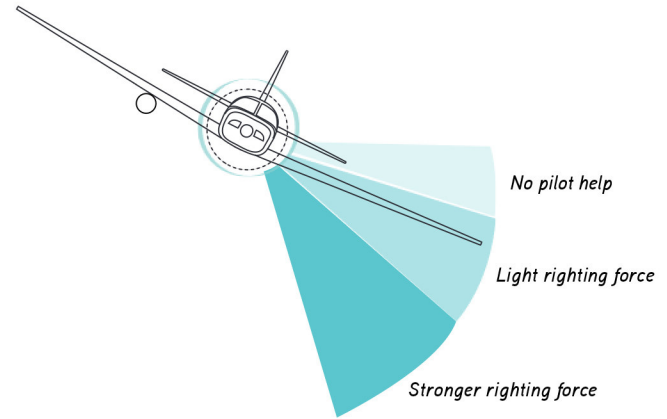
### HSI MAPPING

The HSI mapping feature on the G1000 NXi system enables an MFD-like perspective map view to be displayed right in your primary field of view (on the PFD) within the HSI portion of the display in front of you. The detailed graphical landscape helps focus your instrument scan — while allowing you to view mapping, terrain, obstacles, traffic, weather overlays, nav aids, airport diagrams and more. It's a great aid for pilot situational awareness, especially when workload increases for the pilot.

### NEXRAD DATALINK WEATHER

G1000 NXi supports a variety of satellite datalink options displaying animated NEXRAD imagery, current airport conditions, forecasts, precipitation, lightning, winds and more. Both the U.S. sourced ADS-B network and SiriusXM® satellite weather services can be accessed from the system (SiriusXM subscription and optional hardware required). Plus, an optional Iridium satellite link receiver can also bring seamless on-demand worldwide weather information to the cockpit for international operations.

## ENHANCED AUTOMATIC FLIGHT CONTROL SYSTEM (AFCS)



### Electronic Stability Protection (ESP) (Optional)

Any pilot who's ever been startled to attention by a stall warning horn in a busy cockpit will appreciate the proactive stability augmentation of the ESP monitoring technology. This feature functions independently of the autopilot system — although it uses the same control servos to gently nudge the controls toward stable flight whenever pitch, roll or high-speed deviations exceed the recommended limits when the aircraft is being hand-flown.

### Underspeed Protection (USP)

An modern safety feature that prevents the airplane from stalling when the autopilot is engaged. If the power setting and autopilot modes selected cause the aircraft to slow below a safe airspeed, the system will lower the nose of the aircraft to maintain flight. When sufficient power is applied the aircraft will climb to regain the preselected altitude.

### Automatic Level Mode (Blue Button)

Level Mode will return the aircraft to a wings level attitude with zero vertical speed with the push of a button. It automatically engages the autopilot to return the aircraft to straight and level flight in case of pilot disorientation.

### Approach and Landing

Using WAAS GPS-based guidance from the NXi system, the GFC 700 autopilot seamlessly transitions from enroute flying to the terminal area. In case of an unexpected delay, the autopilot can fly a coupled hold, giving the pilot time to load, brief, and prepare for the approach. When the weather is good, the NXi series maximizes situational awareness by adding Visual Approach capability. This system generates a 3-degree glidepath - which can be autopilot-coupled - down to pilot-selectable minimums to most runways. You can also select vectors or straight-in for the final approach intercept giving you even more options for accessing the widest possible variety of airfields.

To locate your closest dealer and service center or to experience the Freedom of Flight, visit us at [www.piper.com](http://www.piper.com)

## BY THE NUMBERS

### FUEL COST

Calculations based on block fuel divided by time. Includes climb, cruise, and descent fuel.

**M350:** 22 gph

**SR22T G5 GTS:** 21 gph

### MAINTENANCE LABOR COST PER HOUR

Cost based on a labor rate of \$87 per man-hour.

Figures include routine scheduled and unscheduled maintenance for airframe and avionics:

**M350:** \$46.98/ flight hour

(Cost based on .54 man-hours per flight)

**SR22T G5 GTS:** \$25.23 / flight hour

(Cost based on .29 man-hours per flight hour)

### ENGINE RESTORATION

Figures are based on typical overhaul and hot section inspection costs.

**M350:** \$43.10 / flight hour

**SR22T G5 GTS:** \$34.49 / flight hour

### PARTS AIRFRAME/ENGINE/ AVIONICS

Figures include airframe, avionics, and minor engine consumable parts required for routine schedules and unscheduled maintenance.

**M350:** \$28.55 / flight hour

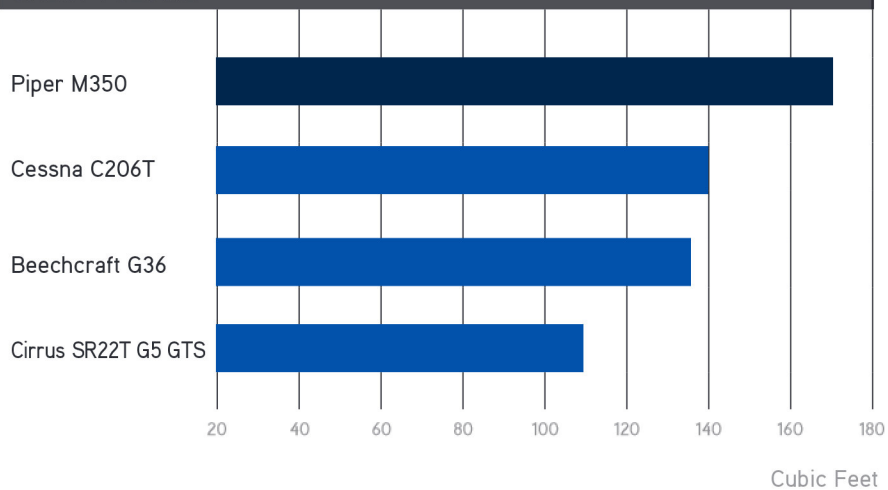
**SR22T G5 GTS:** \$14.56 / flight hour

M350 features cabin-class comfort along with all of the safety features available in the Garmin G1000 NXi Next Generation Integrated Flight Deck.

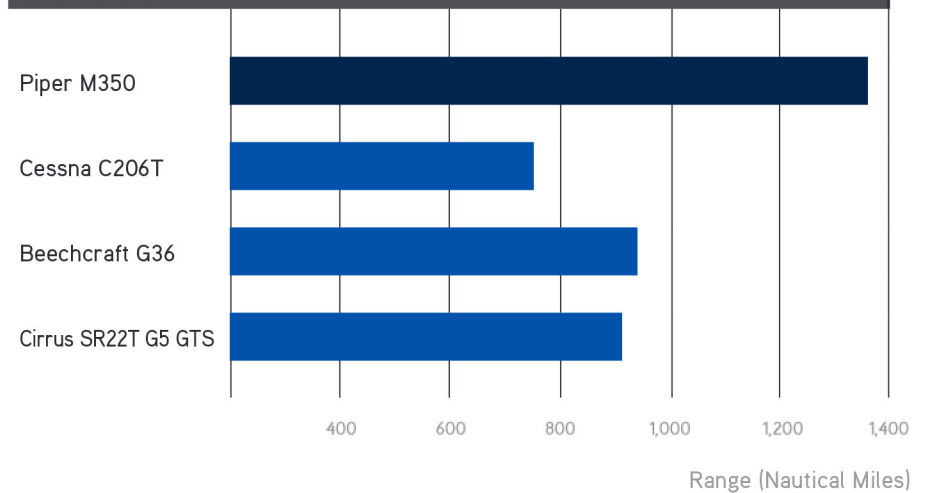
**Step-up to six seats and enjoy more cabin space, increased comfort and the capability of the M350.**



### CABIN VOLUME



### MAX RANGE



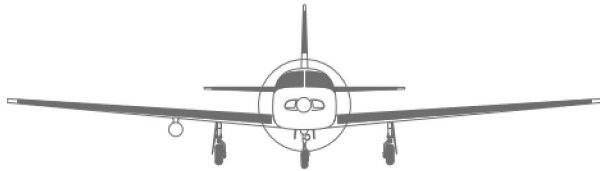


# THE M350 IS THE ONLY PRESSURIZED SIX-PLACE PISTON AIRCRAFT IN ITS CLASS

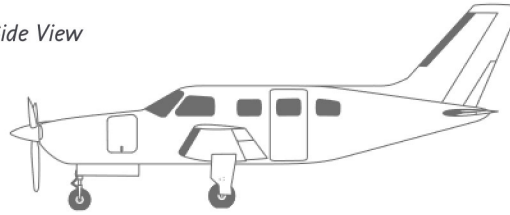


**DIMENSIONS**  
 Wingspan: 43 ft | 13.1 m  
 Height: 11.3 ft | 3.4 m  
 Length: 28.9 ft | 8.8 m

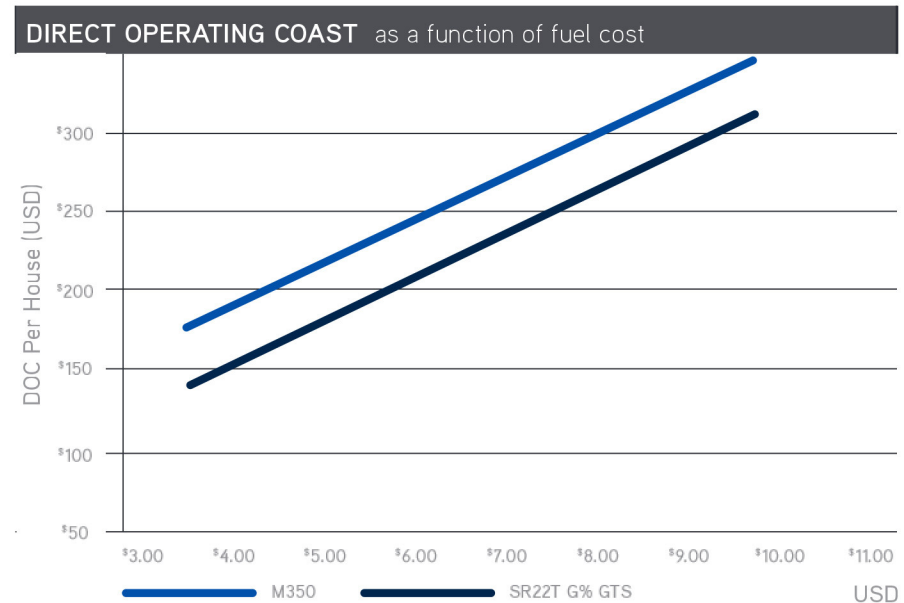
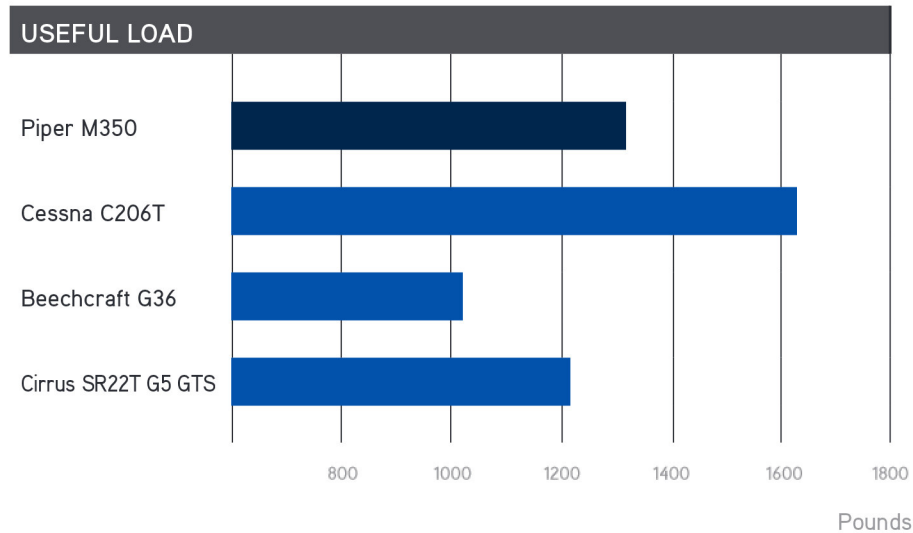
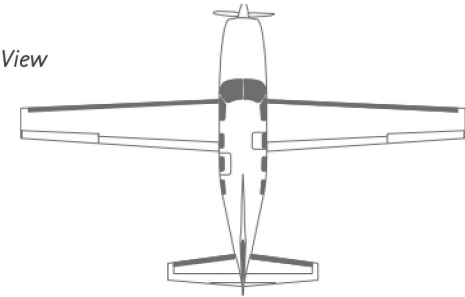
Front View



Side View



Ariel View



SOURCE: Conklin and deDecker v 1.29.21

All data is preliminary and subject to change.

## MEASURING UP



\*Firenze Executive Interior Shown

Performance Data	Standard	Metric
Max Cruise Speed	213 ktas	395 km/h
Max Range with 45 min Reserve	1,343 nm	2,487 km
Max Operating Altitude	25,000 ft	7,620 m
Cabin Altitude at 25,000 ft / 7,620 m	8,000 ft	2,438 m
Rate of Climb (Sea level, MTOW)	1,200 ft/min	366 m / min
Landing Distances Over 50 ft Obstacle	1,968 ft	600 m

Cabin Dimensions	Standard	Metric
Cabin Volume	165 cu ft	4.67 cu m
Cabin Length	12 ft 3 in	3.73 m
Cabin Width	4 ft 1 in	1.25 m
Cabin Height	3 ft 11 in	1.18 m
Door Dimensions	3 ft 10 in x 2.0 ft	1.16 m x 0.61 m
Internal Baggage	20.0 cu ft (100 lbs)	0.57 cu m (45 kg)
External Baggage	13.0 cu ft	.37 m <sup>3</sup>

Weights	Standard	Metric
Max Ramp Weight	4,358 lbs	1,977 kg
Max Takeoff Weight	4,340 lbs	1,969 kg
Max Landing Weight	4,123 lbs	1,870 kg
Max Zero Fuel Weight	4,123 lbs	1,870 kg
Standard Empty Weight	3,050 lbs	1,383 kg
Fuel Capacity, Usable	120 gallons	454 liters
Payload With Full Fuel	588 lbs	267 kg

All data is preliminary and subject to change.

## STANDARD FEATURES



### AVIONICS

GARMIN G1000 NXi IS THE NEXT GENERATION OF GLASS COCKPITS



A CLASS OF SERVICES TO ENHANCE YOUR M350



### STANDARD FEATURES

- GARMIN G1000 NXi AVIONICS SUITE with GFC 700 AutoPilot
- GMC 710 AP Controller and Yaw Damper System
- GCU 476 Keypad
- Garmin GI-275 Standby
- GMA-350C Digital Audio Panel
- GTX 345R Transponder (ADS-B IN & OUT)
- Garmin FliteCharts
- Garmin SafeTaxi
- PiperAire Air Conditioning
- Speed Brakes
- Bose A20 Headsets (2)
- USB Charging Ports
- Integrated Digital Cabin Pressurization
- Rosen Shades
- Pulse Oximeter

### M350 STANDARD INTERIOR




Dune



Glacier




Wellington




Inverness (DK Seats)




Inverness Reverse (Lt. Seats)




Sequoia Black



Geneva



Firenze



Sequoia Vanilla

### AVIONICS EQUIPMENT OPTIONS

SurfaceWatch	\$7,204
Enhanced AFCS Enablement	\$8,812
Jeppesen ChartView	\$4,927
SVT - Garmin Synthetic Vision	\$21,820
TAWS-B -	\$14,987
(Terrain Awareness and Warning System)	
Flight Stream 510 with Connex	\$2,688
(Includes one year subscription to Garmin Pilot)	
GDL 69A SXM Satellite Radio / Weather	\$13,606
(Includes 3 month trial subscription)	
GWX 75 Weather Radar	\$50,055
GWX 8000 Weather Radar	\$21,714
(Requires GWX 75)	
GSR 56 Iridium Transceiver	\$20,022
L3 WX-500 Stormscope	\$13,606
GTS 825 Traffic Advisory System	\$41,006
GTX 335 Second Digital Transponder	\$11,079
GTX 345D Diversity Transponder	\$17,064
& GTX 335 Digital Transponder	
Becker ADF 3500	\$17,624
BendixKing KN 63 Remote DME	\$12,709
FIKI - Flight Into Known Icing	\$94,654
110 volt AC Power Outlet	\$7,204
Lee AeroSpace CoolView Windows	\$18,691
AMSAFE: AmSafe Seatbelts	\$7,134
Pilot and Co-Pilot Positions	
United Kingdom Lighting Package	\$1,678
Non-Standard Approved Paint Scheme (Quoted Upon Request)	
EXP Personalization Package	\$22,810
Executive Interior	\$23,056

### PREMIER PACKAGE OPTIONS

#### AWARENESS PACKAGE

\$94,259  
SurfaceWatch, Enhanced AFCS Enablement, Jeppesen ChartView, Garmin Synthetic Vision, TAWS-B (Terrain Awareness and Warning System), GTS 825 Traffic Advisory System

#### WEATHER PACKAGE

\$174,628  
GWX 75 Weather Radar, GWX 8000 StormOptix, GDL 69A SXM Satellite Radio / Weather, Flight Into Known Icing (FIKI)

#### PREMIUM PACKAGE

\$79,815  
110 Volt AC Power Outlet, GSR 56 Iridium Transceiver, Flight Stream 510, Executive Interior, AmSafe Seatbelts Pilot and Co-pilot positions



## PROVISIONS

\$1,291,765\*

Standard Equipped List Price

### ENGINE

Turbocharged Lycoming TIO-540-AE2A

Horsepower: 350 shp

Number of Cylinders: 6

TBO: 2,000 hours

### PROPELLER

Hartzell 3-Blade Constant Speed | Composite

Diameter: 80 in | 2.03 cm

### WEIGHTS

Max Takeoff Weight: 4,340 lbs | 1,969 kg

Max Ramp Weight: 4,358 lbs | 1,977 kg

Standard Equipped Weight: 3,050 lbs | 1,383 kg

Standard Useful Load: 1,308 lbs | 593 kg

### SPEEDS

Max Cruise Speed: 213 ktas | 395 km/h

### FUEL CAPACITY, USABLE

120 US gal | 454 liters

### RANGE WITH 45 MIN RESERVE

1,343 nm | 2,487 km

### MAXIMUM APPROVED ALTITUDE

25,000 ft | 7,620 m

### TAKEOFF DISTANCE

Ground Roll: 1,087 ft | 331 m

Total Over 50 ft Obstacle: 2,090 ft | 637 m

### LANDING DISTANCE

Ground Roll: 1,020 ft | 311 m

Total Over 50 ft Obstacle: 1,968 ft | 600 m

### CABIN PRESSURIZATION

Maximum Cabin Differential: 5.5 psi

\*Fly-Away-Factory (F.A.F.) Vero Beach, FL. Dealer delivery & local taxes extra.

## WHICH MCLASS IS RIGHT FOR MY MISSION?

	M350	M500	M600
Number of Passengers	5+1	5+1	5+1
Engine Type	Piston	Turbo Prop	Turbo Prop
Engine Model	Lycoming TIO-540-AE2A	Pratt & Whitney Canada PT6A-42A	Pratt & Whitney Canada PT6A-42A
Horsepower	350 hp	500 shp	600 shp
Avionics Suite	G1000 NXi	G1000 NXi	G3000
Pressurization	Yes	Yes	Yes
FIKI Certified	Yes (Optional equipment)	Yes	Yes
Max Cruise Speed	213 ktas	260 ktas	274 ktas
Max Range	1,343 nm	1,000 nm	1,658 nm
Useful Load	1,308 lbs	1,698 lbs	2,400 lbs
Landing Distance	1,968 ft	2,110 ft	2,659 ft
Price (Standard Equipped)	\$1,291,765	\$2,298,786	\$3,305,173

### GLOBAL CUSTOMER SUPPORT

The purchase of a Piper aircraft comes standard with peace of mind. This reassurance begins with knowing that the Piper Aircraft Customer Support Desk is available 24 hours a day, seven days a week to answer questions and help diagnose any issues. To help within service product support, there is a network of more than 80 independently owned and operated approved Piper Service Centers, guaranteeing support and assistance all around the world. What's more, to supplement dealer parts inventory, our association with Boeing and its network of 40 customer service centers worldwide ensures that parts are on hand when and where they are needed. We are not just in the business of building aircraft, but also building relationships that last – far beyond the delivery of a new plane.

### PIPER FLY-AWAY WARRANTY PROGRAM

As part of our commitment to our customers, Piper offers outstanding warranties on all new M350 aircraft. The combination of advanced technology, performance, and capability makes the Piper M350 the most sought after aircraft in its class. Piper Aircraft offers a comprehensive two-year warranty

on airframe and systems. Additionally, Garmin offers a two-year warranty (parts and labor) on their avionics, and Lycoming offers a standard two-year warranty. Hartzell Propeller features a five-year/1,500 hour warranty on all Hartzell products installed by Piper.

### PILOT TRAINING

The sale of each new Piper M350 comes with a one-week pilot initial aircraft specific training course. Training for the M350 is provided by Legacy Flight Training or SimCom. The training program combines a thorough academic ground school with aircraft specific training using a PA46-350 flight training device.

From flight training to service centers, comprehensive customer care and product support are our primary priorities. With an experienced team standing by to support both owner and airplane, Piper M350 ownership comes standard with peace of mind.

Piper Aircraft, Inc. reserves the right to make changes, including, but not limited to, changes in specifications, materials, equipment and/or prices at any time without prior notice. It is the responsibility of the pilot to conduct all operations in accordance with the approved Pilot's Operating Handbook, which is the only official source of data. ©2021 Piper Aircraft, Inc.

[www.piper.com](http://www.piper.com)



## RANGE MAPS



Chicago to Salt Lake City  
1,085 nautical miles

Chicago to Phoenix  
1,250 nautical miles



Philadelphia to Oklahoma City  
1,095 nautical miles

Philadelphia to Orlando  
751 nautical miles



London to Madrid  
679 nautical miles

London to Naples  
873 nautical miles

To find a service center nearest you, connect with our Dealer Network:

PIPER CUSTOMER SUPPORT HOTLINE:

Domestic: 1-877-879-0275

International: +001-772-299-2141